


Name: _____



First Grade Homework Room 6 & 18

Week of: December 2, 2013

Return on: December 5, 2013

*** The spelling test is on Thursday, Dec. 5.**

Instructions:

1. Read daily for at least 15 minutes and complete the attached reading log. Work on the other attached worksheets. Complete at least one math, one Language Arts, and one Chinese page each day.
2. Please have an adult check your work, and have them help you correct any errors.
3. Turn in completed packet on **Thursday**.

My child has completed all of the assigned homework and we have reviewed it together.

Parent Signature: _____

***Room 6 :**

English spelling test: Every Friday or the last day of the week

Chinese word test: Every Monday or the first day of the week

- No school on 12/6.
- 12/3, 12/4, 12/5 are minimum days.

First Grade Spelling Words
Theme 3 Week 1



1. **make**
2. **take**
3. **came**
4. **game**
5. **gate**
6. **late**
7. **shop**
8. **with**
9. **why**
10. **school**

Challenge words:

page space



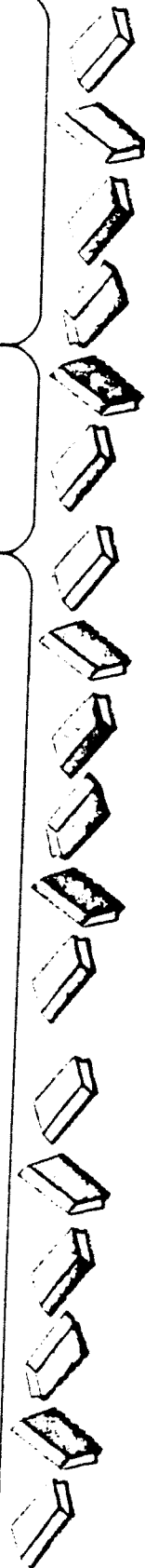
Reading Log

Once upon
a time

Please read with your child for 15 minutes each day



Sample	Book Title	Minutes	Adult Signature
Monday	My Friend Rabbit	15	
Tuesday	Book Title	Minutes	Adult Signature
Wednesday	Book Title	Minutes	Adult Signature
Thursday	Book Title	Minutes	Adult Signature



Spelling Homework

Write your spelling words three times each.

1. _____
2. _____
3. _____
4. _____
5. _____
6. _____
7. _____
8. _____
9. _____
10. _____

Write your spelling words in ABC order:

_____, _____, _____

_____, _____, _____

_____, _____, _____

Name _____

As I read, I will pay attention to what people say.

8 "We are going to get our new puppy
tomorrow," said Dad.
11 "I think we will need to buy some things
20 to take care of her."
25 "What will we need?" asked Molly.
31 "Let's think of things," said Dad. "You can
write them."
41 "The first things we will need are dishes.
48 We will put her food and water in two dishes.
58 We will also need a leash so that we can
68 take her for walks."
72 "I think she might like a ball," said Molly.
81 "Good thinking!" said Dad. 85

Please practice reading this fluency passage daily. The goal is to be able to read it smoothly without errors. If it is difficult, master a sentence a day. If it has become easy, just read it once through and then read a book of your choice. This can help count toward the 15 minutes of reading each day.

My child has read this passage each day.

Parent signature _____



Name _____

Sam's Hut

Sam is sad. He lives in a big hut. He wants to live in a hut that is small.

"I have too much stuff!" Sam sobs. "It will not fit in my small hut! Where will I put it all?" One comes, two come, then three pals come.

"We will keep your stuff," they say. They take Sam's stuff from his hut. Sam is happy. Now Sam can live in a small hut.

Sam will not have lots of stuff. But he will have lots of pals who have his stuff!

Write what happens in the beginning, the middle, and the end of the story.

Beginning**Middle****End**

Name _____

Begin a proper noun with a capital letter. Some proper nouns are more than one word. Begin each word in a proper noun with a capital letter.

Circle the words that should have capital letters.

1. Al and pam go to the banks school.
2. miss ann has a good band there.
3. "I play the drums," said chan.
4. I got them in a shop on Tip top street.
5. The band will play in new york City.
6. Will nick sing with the band?



Name _____

Write sh or th to complete the words.
Then use your pencil to draw a picture for each sentence.

1. A fi_____ is in my ba_____!

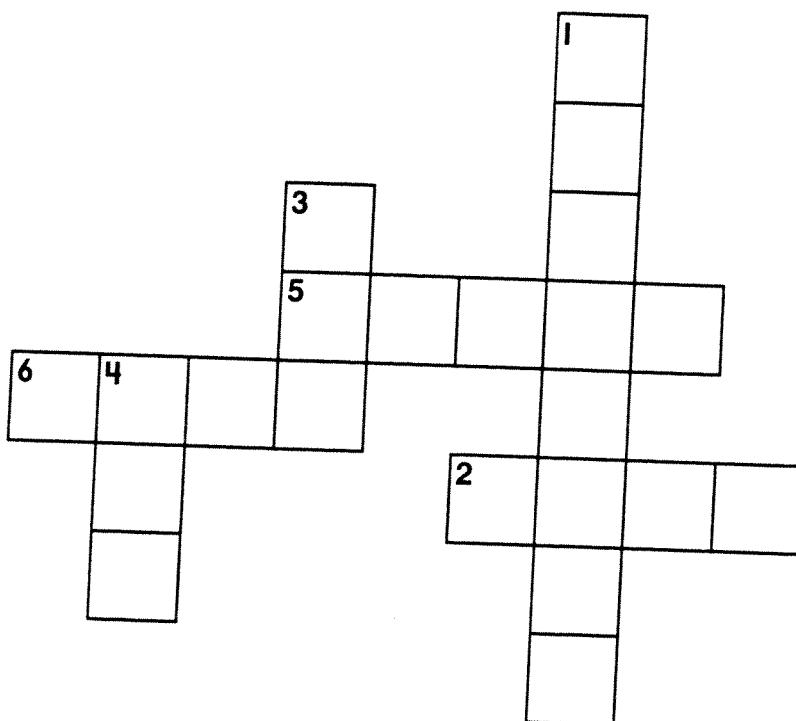
2. _____e _____ops for a di_____.

3. Be_____ said, "_____anks for the dress wi_____ red dots."

Name _____

Fill in the puzzle. Use the words in the box.

all want under put show together



Down

1. It is fun when we all work ____.
3. He ____ the pen in the box.
4. We can ____ help with dinner.

Across

2. You can see a ____ on TV.
5. Your chin is ____ your lips.
6. You ____ something you wish you had.

Name _____

Some proper nouns name the days of the week.
Some proper nouns name the months. The names
of the days and the months begin with capital
letters.

Say the days. Circle the capital letters.

Monday Tuesday Wednesday

Thursday Friday Saturday Sunday

Say the months. Circle the capital letters.

January February March April

May June July August

September October November December

1. What day do you like best?

2. What month do you like best?

Name _____

Use the words in the box to complete the compound words.

in day pack sun up thing out one yard

1. any _____

2. back _____

any _____

back _____

3. _____ side

4. _____ light

_____ side

_____ light

Write two sentences using compound words from above.

5. _____

6. _____

Name _____

Spelling:
Digraphs *th, sh*

Look at each set of words. One word in each set is spelled correctly. Use a pencil to fill in the circle in front of that word. Sample A is done for you.

Sample A:☐ A. bugg☐ B. bug☐ C. bugge1. ☐ A. schop☐ B. schopp☐ C. shop2. ☐ A. schip☐ B. shipp☐ C. ship3. ☐ A. with☐ B. wiht☐ C. withh4. ☐ A. thinn☐ B. thin☐ C. thhin5. ☐ A. fisch☐ B. fisth☐ C. fish6. ☐ A. thank☐ B. thenk☐ C. tanhk7. ☐ A. thik☐ B. thihk☐ C. thick8. ☐ A. sixth☐ B. sixht☐ C. shixt

Name _____

Date _____

Problem Solving: Write a Number Sentence

You can write a number sentence to help you solve problems.

Remember

► Understand

► Plan


► Solve

► Look Back

Solve. Write a number sentence.

1. One bell rang 2 times.
Another bell rang 4 times.
How many times did the bells ring in all?

Think:
Do I need
to add or
subtract?

_____  _____ = _____ times

Draw or write to explain.

2. A whistle blew 5 times.
A horn beeped 2 times.
How many more whistles than beeps were there?

Think:
Do I need
to add or
subtract?

_____ more whistles

Draw or write to explain.

Solve. Choose a strategy.

3. One owl hooted 6 times. One owl did not hoot at all. How many hoots were there altogether?

_____ hoots

- Write a number sentence.
- Draw a picture.

Draw or write to explain.

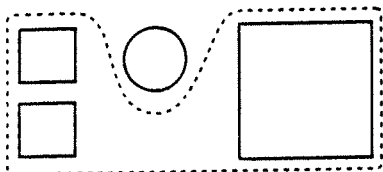
Name _____

Date _____

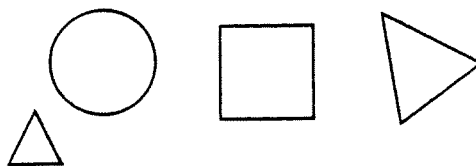
Sorting Objects

Circle all the shapes that belong in each group.

1. Squares



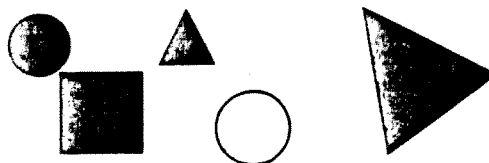
2. Large shapes



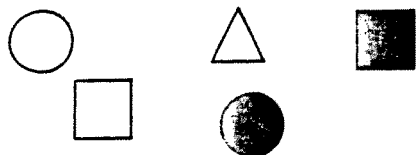
3. Small shapes



4. Dark shapes



5. Light shapes

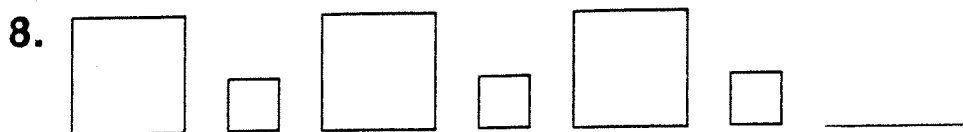



6. Circles



Problem Solving • Reasoning

Draw what likely comes next in the pattern.








Name _____

Date _____

Make a Tally Chart

Use the picture to complete the tally chart.

Animals	Tally	Total
		2
		
		
		



Use your chart.

1. Circle the one that has 5.



2. How many  are there?



3. Circle the one that has the least.



4. Circle the one that has 6.

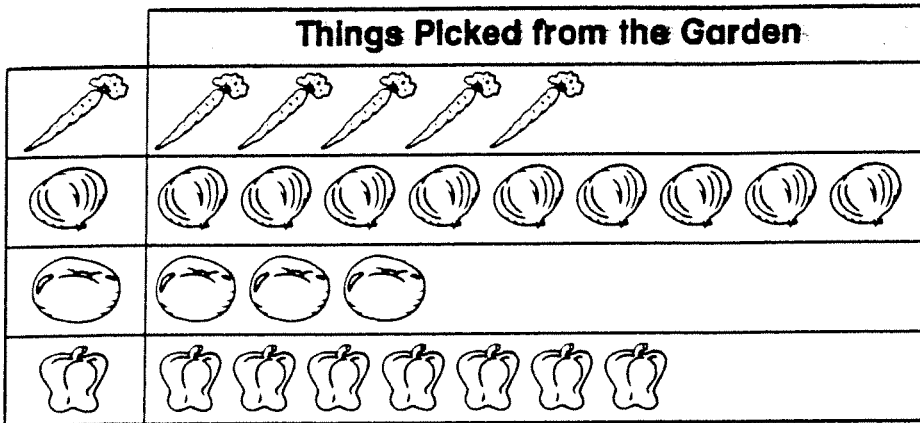




5. Show the tally marks for the number 10.



Name _____ Date _____

Read a Picture Graph

Use the graph to answer the questions below.





1. How many  and  are there?
8 in all

2. How many more  than  are there?
 more



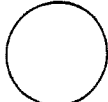
3. Circle the one that has the most.



4. How many fewer  are there?  than
 fewer

Problem Solving • Reasoning

Write the number sentence.

5. There are 6 . Neal picks 4. How many  are left?
  =

名: _____

now

今

ノ 八 今 今

date

日

1 月 日 .

名字: _____

month		year	
月		年	
1月 月		1773年	

名字: _____

now

今

ノ ハ 今 今

date

日

1 月 日

名字: _____

month

月

10月 月

year

年

1999年

make

take

came

game

gate

late

shop

with

why

school

page

space